

Sports hall luminaires - Individual.Lens.Optic - direct wide distribution

Powder-coated sheet steel housing, rectangular cross section, with robust steel end faces, rear of housing with integrated locking nuts for fixing accessories for ceiling mounting and chain suspension externally. Housing colour traffic white RAL 9016; Light distribution direct wide distribution by means of Individual.Lens.Optic of PMMA plastic, for higher anti-glare requirements, UGR (4H/8H) 21.2. Integrated driver. Electrical connection via 2.3m long connection cable, 5x1.0mm². Protection and assembly accessories for free horizontal or inclined to the playing field and rotated mounting and for electrical connection to the SDT rail, SDGU SOH universal mounting gear tray, must be ordered separately.

CHARACTERISTICS

Order number	37430116610
EAN number	4020863383177
Commodity code	94051190
Certification mark	IP 40, Protection class I, ENEC10 VDE, F, Protection against ball impact, Indoor, CE
Impact resistance (IK rating)	IK03 (20°C bis 35°C)
Ambient temperatur	ta 20°C to 35°C
Special properties	Ready for IoT
Warranty period	5 years
State funding programs	BEG - Federal funding for efficient buildings (valid only for Germany)

ELECTRICAL ENGINEERING

Controller	Electronic driver DALI2 (1 pcs.)
System output	66W
Mains voltage	230V/50Hz
Circuit breakers (inrush current)	13 pieces/B10, 24 pieces/B16, 25 pieces/C10, 40 pieces/C16
Energy efficiency class/light source	D

LIGHTING TECHNOLOGY

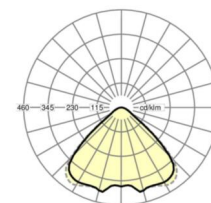
Placement	LED, Colour rendering/Light colour CRI ≥ 80 / 4000K
Colour tolerance (MacAdam)	3SDCM
Photobiological safety (Luminaire)	RG1
Nominal luminous flux	10490lm
LED service life	50000h L80/B10 (Tq 35°C)
Luminaire luminous efficiency	160lm/W
Beam angle	95° (C0) / 95° (C90)
UGR lat./long.	20.9 / 21.2

MECHANICS

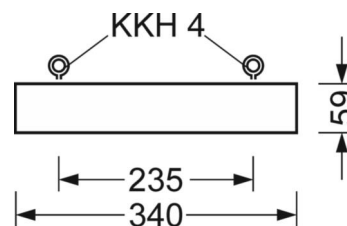
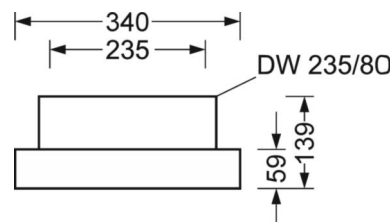
Housing colour	traffic white RAL 9016
Dimensions (LxWxH/DxH)	688mm x 340mm x 59mm
Weight (net)	6.4kg
Cable entry KE (X/Y)	261mm/0mm
Type of installation	Pendant individual mounting, Ceiling-mounted single installation, Pendulum mounting rail assembly on chain, Ceiling-mounted mounting rail installation
Rotating mounting bracket	30° max. longitudinal axis + transverse axis / mounting with accessories bracket, chain 40° max. transverse axis / mounting with accessories on the support rail

DEEP-LINK

<https://www.regiolum.de/en/article/37430116610>



Reference	LED 10500lm 840
ηLB	100 %
Φ ↓/↑	100 % / 0 %
UGR lat./long.	20.9 / 21.2



Dimensions

L	688 mm	Length
B	340 mm	Width
H	59 mm	Height
A1	655 mm	Mounting distance single mounting
A4	235 mm	Mounting distance (width)
X	261 mm	Distance cable infeed to the center of the luminaire on the X-axis
Y	0 mm	Distance cable infeed to the center of the luminaire on the Y-axis

